

Replacing a flash tube

2 plugs and a wire type

The old flash tube still in place



Remove the modelling lamp



Find the end of the wire that is bent around the flash tube and lift it up




Remove the thin wire from the thicker
wire



Carefully pull out the flash tube




Place the new flash tube, try not to touch it with your fingers




Make sure it is pushed all the way in



Twist the thin wire around the thicker wire



Cut the excess off, the thicker wire is often also a bit long and may be cut too



Bend the wire around the tube



Done!