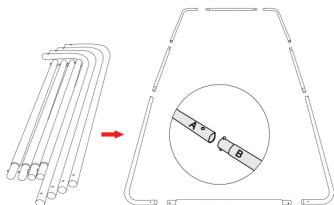
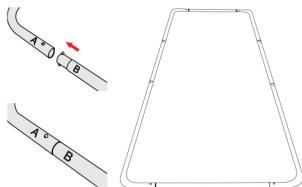


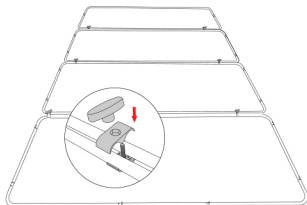
## Instructions



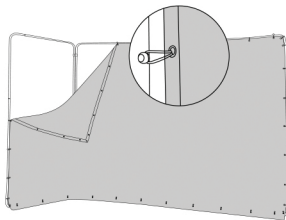
- 1** Each frame is combined by 4pcs straight tubes-A and 4pcs curved tubes-B. (As picture).



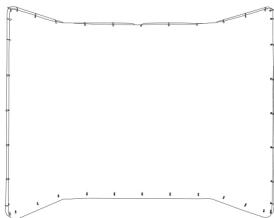
- 2** Please connect tube A with tube B by pressing down the spring pin, until it is bounced back.



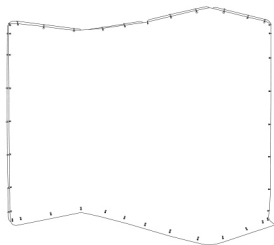
- 3** Use hinge clips to connect two frames.



- 4** Use elastic cords to mounted background on frames.



- 5** Complete the installation.



- 6** Change different shapes according to demand.